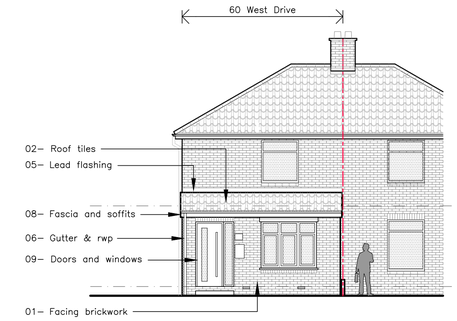

SOUTH WEST ELEVATION
PROPOSED scale 1:100

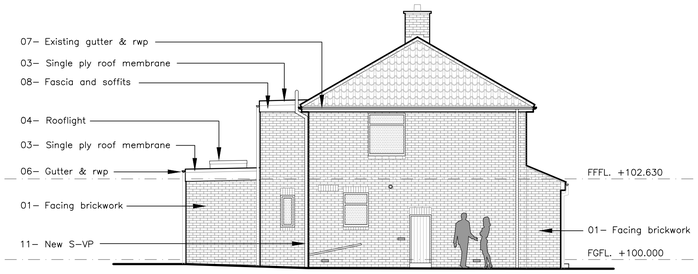

NORTH WEST ELEVATION
PROPOSED

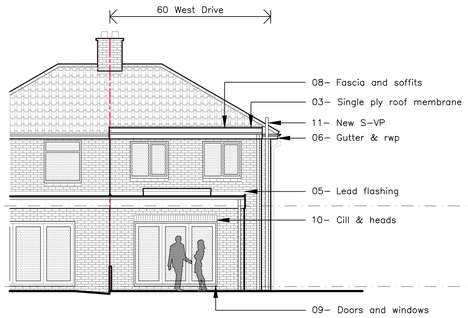

NORTH EAST ELEVATION
PROPOSED

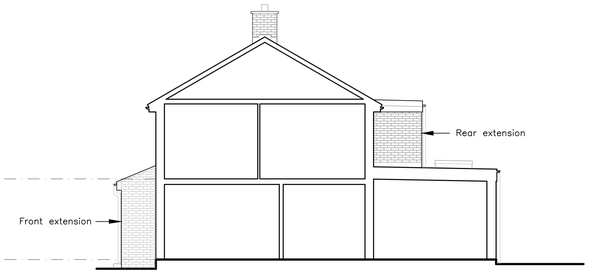

SOUTH EAST ELEVATION/SECTION
THROUGH 58 WEST DRIVE
PROPOSED

ELEVATION MATERIAL NOTES :

01– Facing brickwork to new extension to match existing house

02– Roof tiles to match existing.

03– Sarnafil single ply roof membrane to new flat roof, colour grey.

04– Tuff X or equal rooflight, colour black.

05– Lead flashing installed to wall/roof abutments to ensure a watertight junction, all to roofing sub–contractors details.

06– Marley or equal rainwater gutters and downpipes to new extension to match existing.

07– Existing gutters and downpipes to be replaced where necessary/ disturbed to match existing, extent to be agreed with client.

08– UPVC fascia and soffit to match existing.

09– UPVC doors and windows, colour to match existing.

10– Brick on edge cill & head details to match existing.

11– New/replacement S–VP to match existing.

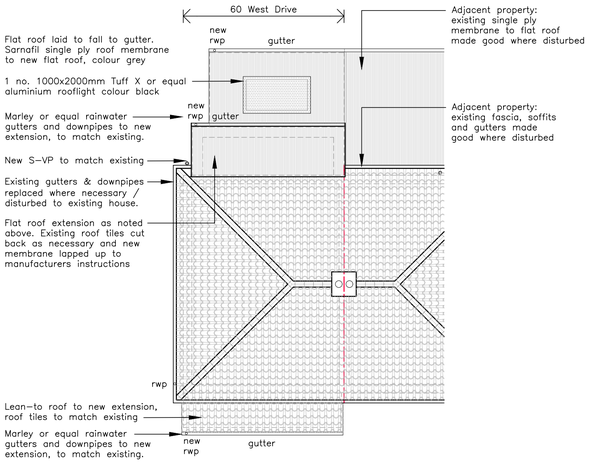

ROOF PLAN VIEW
PROPOSED scale 1:100

0 10m

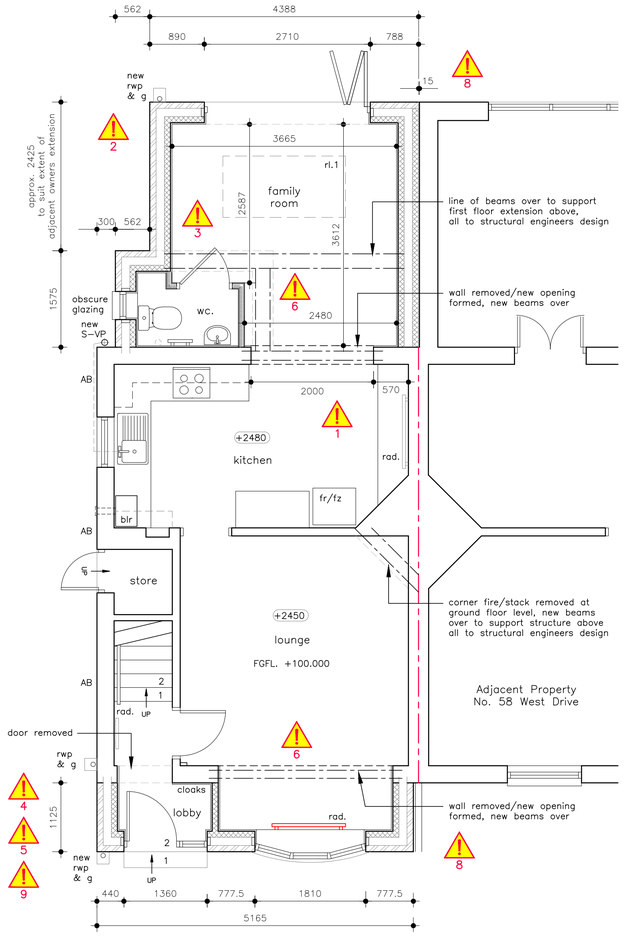

GROUND FLOOR PLAN
PROPOSED scale 1:50

0 5m

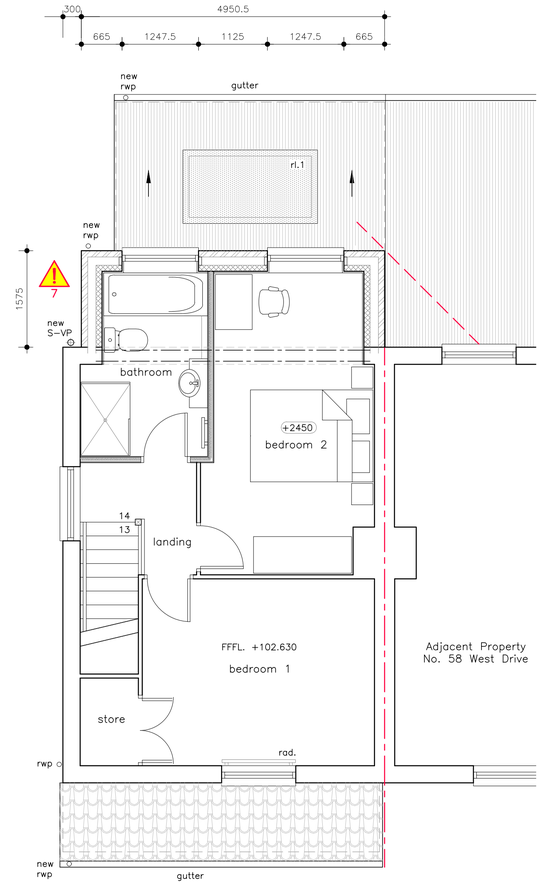

FIRST FLOOR PLAN
PROPOSED scale 1:50

CDM LEGEND – 'significant remaining risks'

1 ASBESTOS –
Contractor to refer to Pre–refurbishment asbestos survey report to ascertain and allow for any risk/removal. All costs by contractor.

2 EXCAVATIONS –
Unknown existing foundation/drainage depths, contractor to make safe any excavations.

3 WORK TO EXISTING FLOOR –
Construction/depth of existing floor unknown.

4 CONNECTIONS TO SERVICES –
Contractor to locate services on site prior to commencement of any works, connections to be by qualified engineer.

5 ISOLATION OF SERVICES –
All existing services to be suitably capped off & protected prior to commencement of works.

6 STRUCTURAL OPENING WORKS
All spans/conditions to be site confirmed & works to be fully in accordance with structural engineers design.

7 ROOF CONSTRUCTION ERECTION –
Crane to be operated by qualified person & contractor to safely protect site & adjacent areas from all lifting equipment.

8 NEIGHBOURS –
Impact of works upon neighbouring properties including noise, dust, drainage & access routes.

9 SITE SECURITY –
Road/public footpath to be maintained/kept clear at all times and contractor to ensure site works made safe/secure.

REVISION A : 12 SEPTEMBER 2023 :
DRAWING ISSUED FOR PLANNING. REAR EXTENSION AMENDED AS REQUESTED BY CLIENT EMAIL DATED 11/09/2023.
. AS

Do not scale. All setting out dimensions to be site confirmed prior to works commencing and any discrepancies confirmed to architect. This drawing is to be read in conjunction with all other architectural and structural engineers drawings.

PLANNING ISSUE

Northern Bureau for Architecture
The Old Rectory
Mains Park Road
Chester-le-Street
DH3 3PU
T 0191 388 6245
W www.nbarchitecture.co.uk
E admin@nbarchitecture.co.uk

PROPOSED EXTENSIONS AND ALTERATIONS,
60 WEST DRIVE, CLEADON, SR6 7SL.
for MR. K. BEGG.

PROPOSED GROUND FLOOR PLAN	1:50@A1
PROPOSED FIRST FLOOR PLAN	1:50@A1
PROPOSED ELEVATIONS	1:100@A1

Date:	Drawn:	Checked:	
18/08/23	AS	LE	NB23_18/04A